5C – ACS TEAM ROLES ADULT & PEDIATRIC

Position 4 (P4) Scene Coordination
Always outside ACS "triangle"

- Monitors time intervals of interventions and time from first medical contact
- Avoids direct patient care to maintain supervisory duties if greater than four rescuers throughout.
- Directs "staging" of personnel beyond six rescuers away from immediate treatment area to prevent crowding.
- Assumes duties of P5/P6 if limited to four rescuers throughout (if paramedic) and positions self in P5 or P6 position.

Position 3 (P3) Manage Airway

- Applies capnography
- Applies O2 **ONLY** if indicated
- Airway management as indicated by clinical presentation of patient

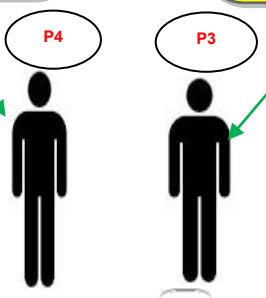

Anterior-Posterior
Pad Placement

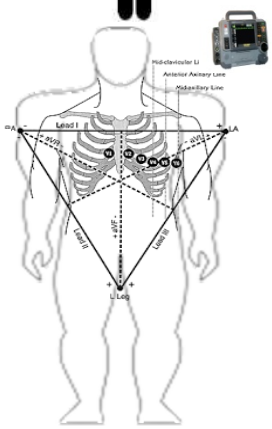

Position 1 (P1) Interventional Paramedic
Always on patient's right

- IV access
- ASA
- NTG
- Fentanyl only if indicated
- Fluid and vasopressor management





Position 2 (P2) Efficient Data Acquisition
Always on patients's left

- Vital signs
- Applies 4 lead cables
- Enters patient demographics into monitor/defibrillator
- Obtains 12-Lead ECG
- Applies defibrillation pads ANT-POST

Scene Coordination
Transport Logistics
Efficient Data Acquisition
Manage Airway
Interventional

Position 5 (P5) Transport Logistics
Always outside ACS "triangle"

- Ingress/Egress formulation
- Assists in equipment management

Position 6 (P6) Treatment Implementation Paramedic
Always outside ACS"triangle" at lower 1/2 of patient

- Physical and verbal assessment of patient
- Gathers concise history from patient/family/bystanders
- Maintains overall awareness of ACS dynamics, implements treatment plan based on clinical presentation
- Reviews 12-Lead ECG, determines presence of diagnostic quality and confirms STEMI criteria
- Transmission of diagnostic 12-Lead ECG to receiving facility
- Determines appropriate destination of ACS patient
  - STEMI alert via telephone contact via recorded line to receiving facility