



**TRANSMITTING CARDIAC ARREST MONITOR DATA
 ADULT & PEDIATRIC**

EMERGENCY MEDICAL RESPONDER
EMT
EMT-INTERMEDIATE 85
ADVANCED EMT
PARAMEDIC




Figure 1

Indications:

1. Cardiac Arrest, regardless of etiology.

Contraindications:

None

Technique (LifePak® 15):

To transmit the cardiac arrest data for resuscitation CQI:

1. In the **OPTIONS** window select Patient, scroll down to Incident and place the last five digits of the RUN number of the cardiac arrest into the **OPTIONS/PATIENT/INCIDENT** window. (Figure 1)
2. In the **TRANSMIT** window, Report selection **MUST** be “**ALL**” when transmitting data from the LifePak to CodeSTAT or your Electronic Health Care Record. Any other selection will not transmit a complete data PCO file for analytics. (Figure 2)
3. In the **TRANSMIT** window, select **SITE**. (Figure 3)
4. In the **SITE** window, select **CODE STAT**. (Figure 4)
5. In the **TRANSMIT** window, select **SEND**. (Figure 5)
6. The LifePak®15 should connect to the selected destination.
7. Once the transmission is completed a transaction message is automatically printed.
8. If the transmission fails, make additional attempts at transmission until successful. If unsuccessful, contact the Clinical Officer of the Day or Supervisor.




Figure 2




Figure 3

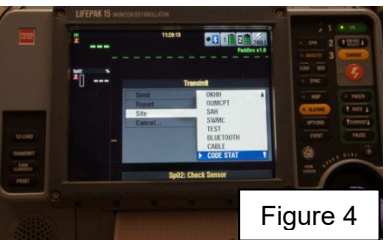


Figure 4

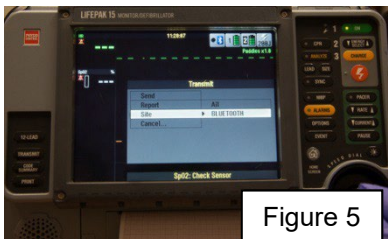


Figure 5